

Motion Trail

Thank you for your purchase - we truly value your support and are grateful for your business.

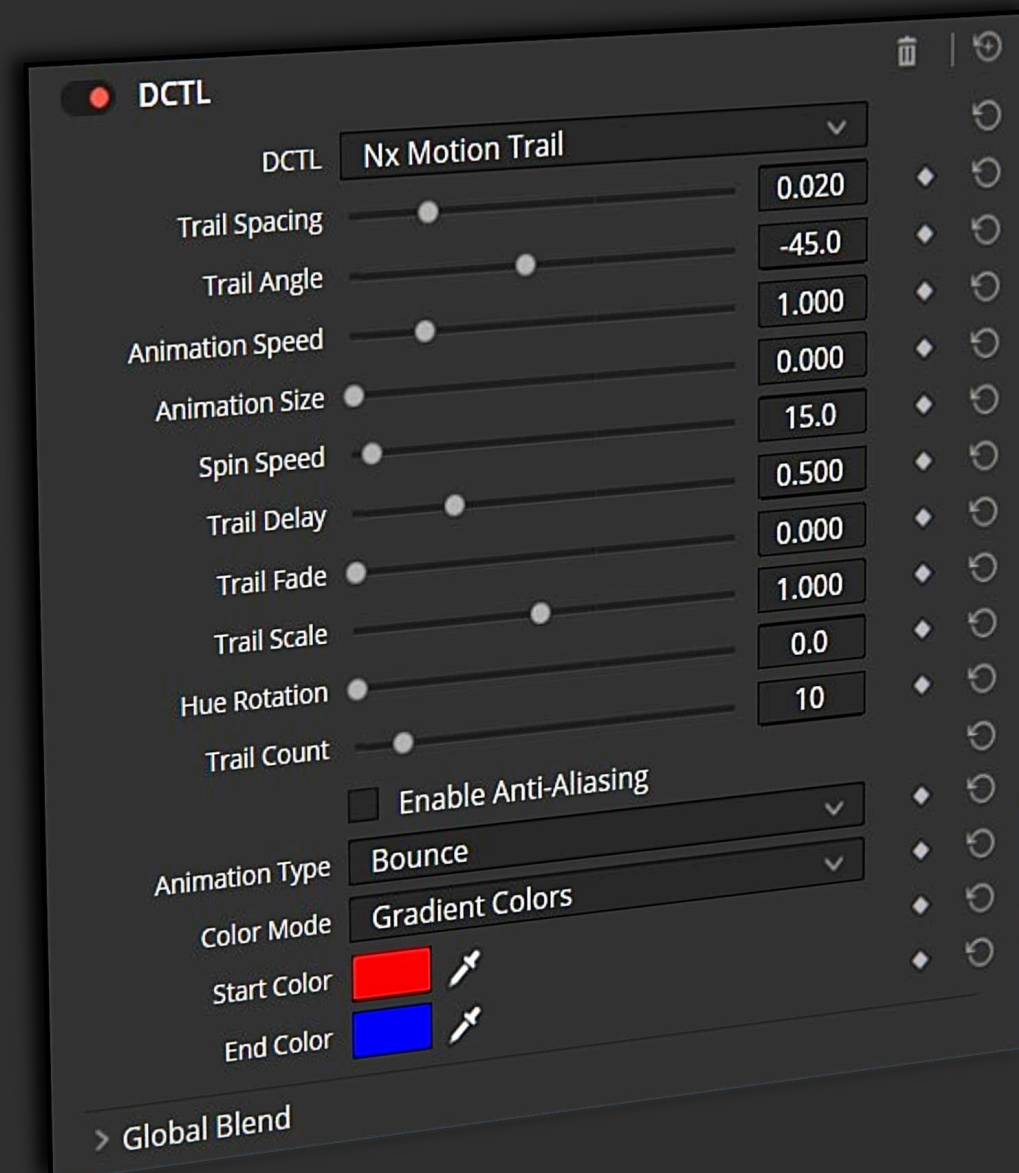
We hope you'll love using these DCTL tools for DaVinci Resolve to bring your creative visions to life!



Motion Trail

Nx Motion Trail

Create mesmerising animated trail effects with customisable motion patterns, colors, and dynamic controls for stunning visual compositions in DaVinci Resolve.



Customisable Motion Trails

Generate fluid motion trails with precise control over direction, speed, and length.

Keyframe Animation

Animate every parameter with DaVinci Resolve's keyframes for full creative control.

Interactive UI Controls

Easily adjust all parameters with intuitive sliders, checkboxes, and drop-down directly during preview.

Compatibility Across Pages

Works seamlessly across Edit, Fusion, and Color pages in DaVinci Resolve, making it a powerful tool for both motion graphics and compositing workflows.

Alpha Channel Support

Fully supports alpha transparency, ensuring seamless integration with layered designs and transparent assets.

Real-Time Performance

Optimized for fast previews and rendering without sacrificing quality.

System Requirements

Works on macOS, Windows and Linux
(Metal, CUDA & OpenCL Modes Supported)

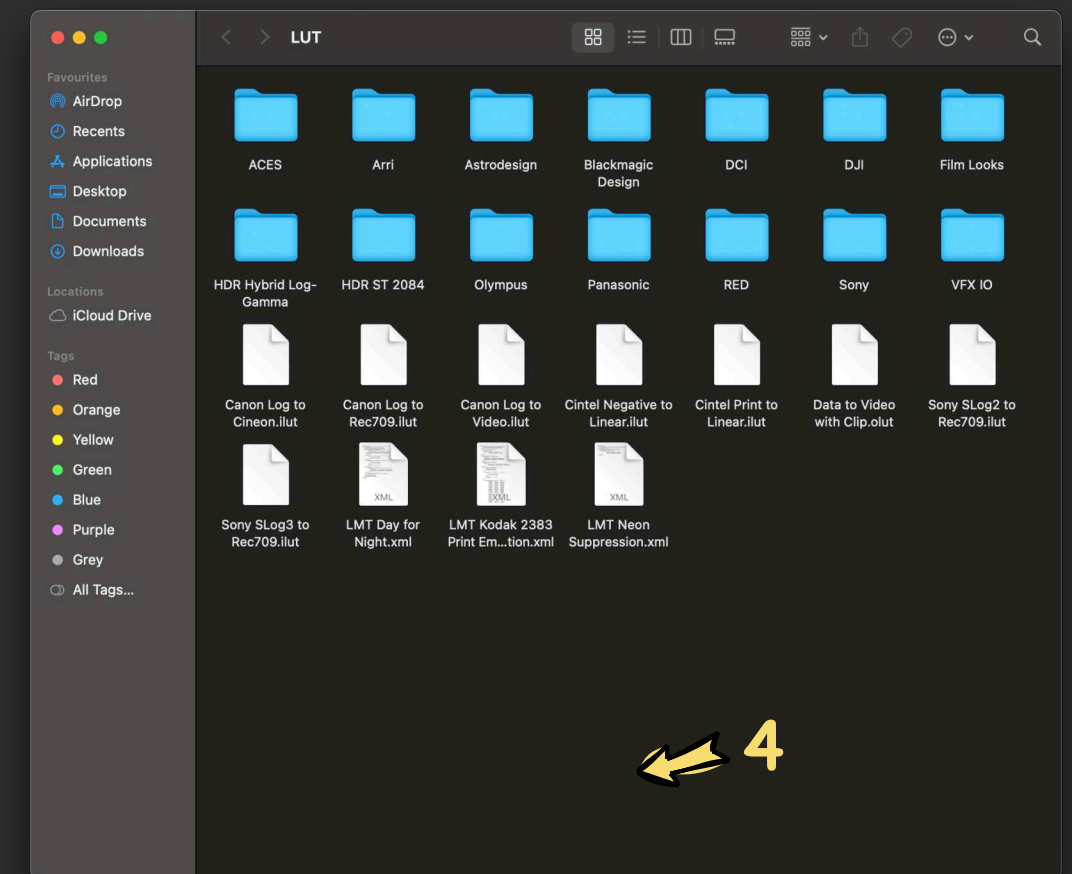
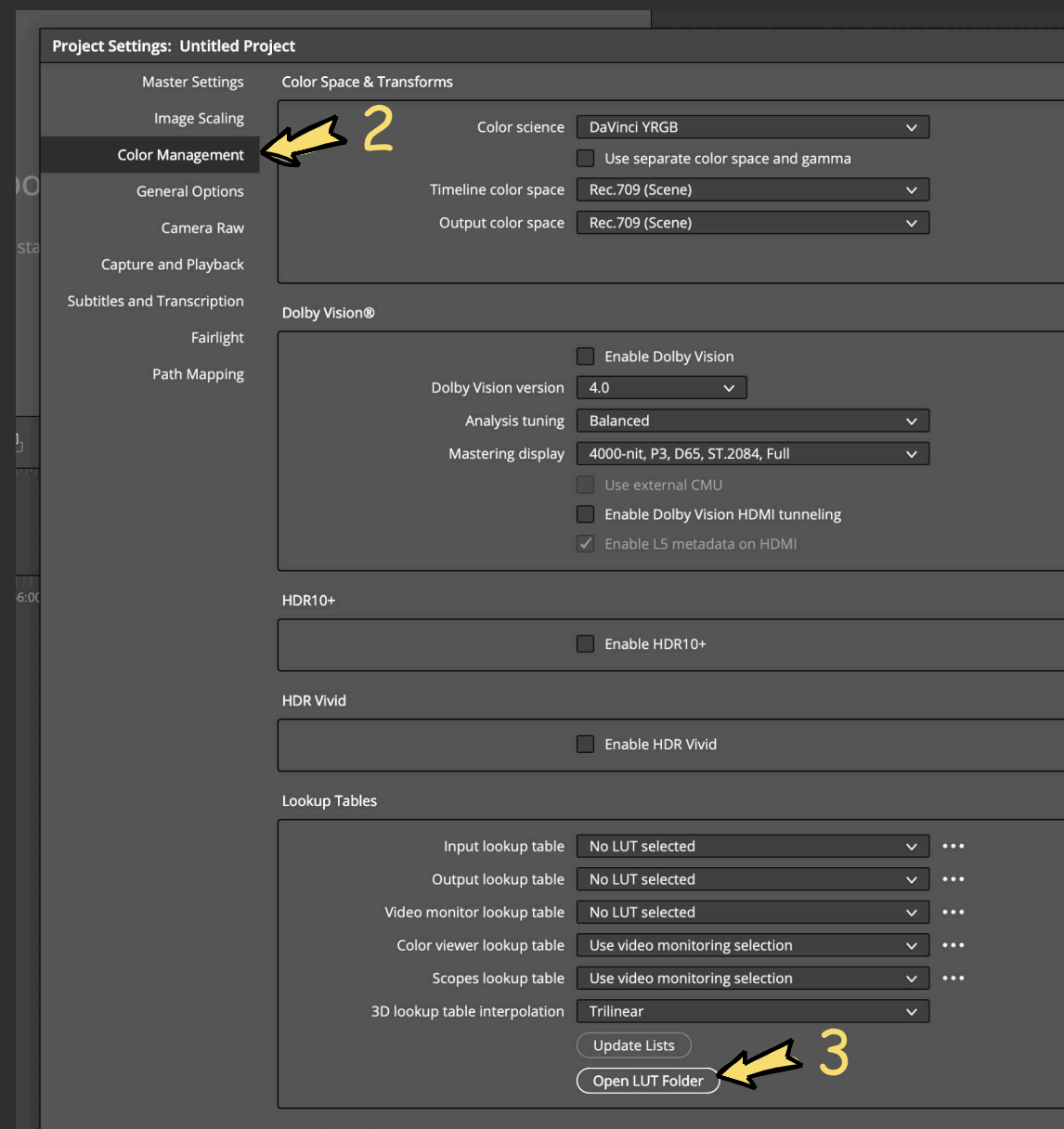
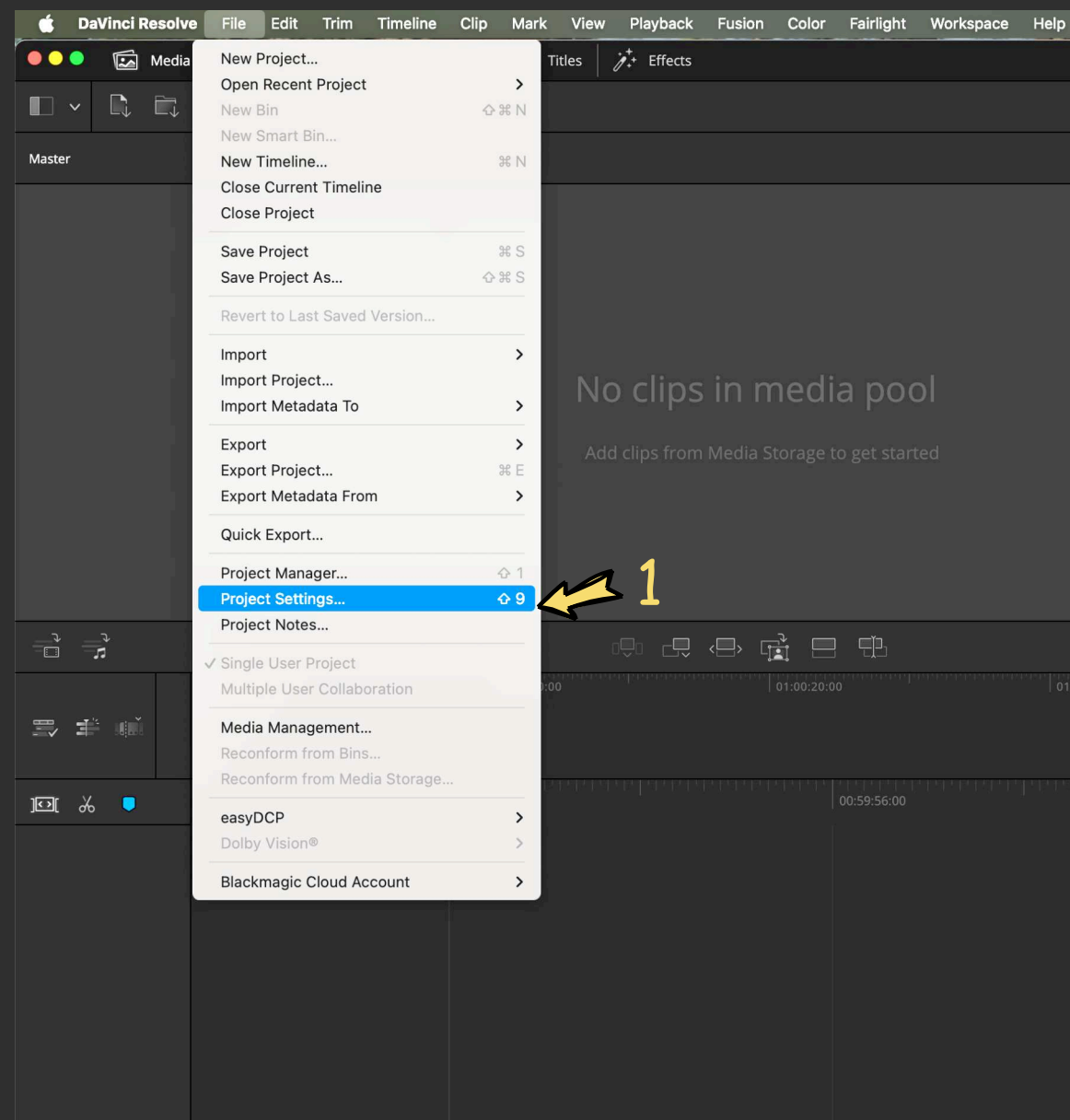
Requires DaVinci Resolve Studio 19.1 and Above.



nxcolor.com

DCTL Installation

1. Go to the (Menu) File -> Project Settings (in DaVinci Resolve Application)
2. Navigate to “Color Management” then Under “Lookup Tables”.
3. Click “Open LUT Folder” to open the LUT folder within Explorer
4. Drag & drop / Paste the .dctl within the DaVinci Resolve LUT Folder we just opened.
5. Restart Resolve



COLOR

nxcolor.com

Nx Motion Trail

DCTL

Nx Motion Trail

Trail Spacing

0.020

Trail Angle

-45.0

Animation Speed

1.000

Animation Size

0.000

Spin Speed

15.0

Trail Delay

0.500

Trail Fade

0.000

Trail Scale

1.000

Hue Rotation

0.0

Trail Count

10

☐ Enable Anti-Aliasing

Animation Type

Bounce

Color Mode

Gradient Colors

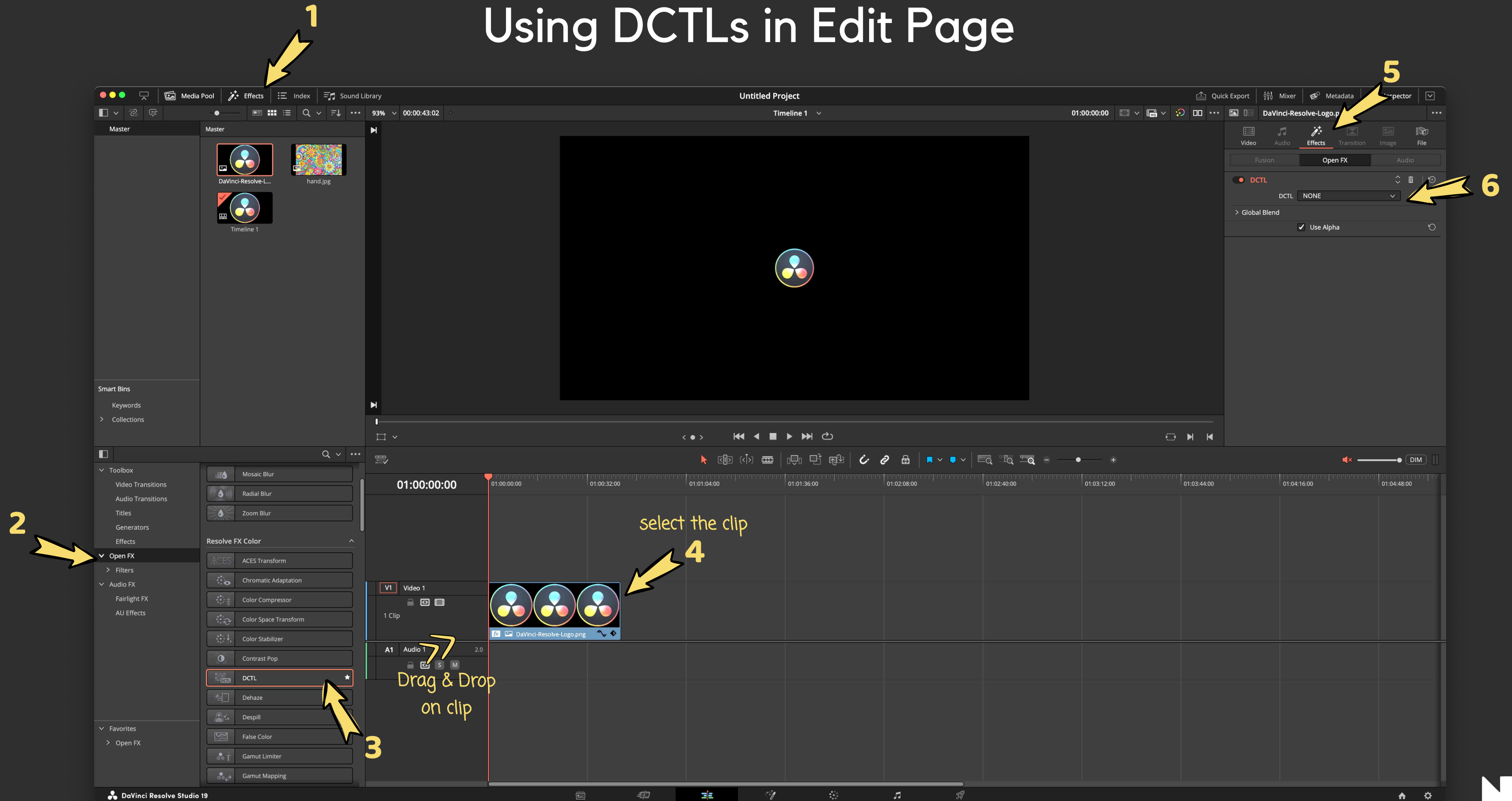
Start Color

End Color

> Global Blend

- Trail Spacing: Distance between each trail copy.
- Trail Angle: Rotation angle of the trail effect.
- Animation Speed: Controls the movement speed.
- Animation Size: Size/radius of the animation path.
- Spin Speed: Speed at which the animation rotates.
- Trail Delay: Time delay between trail copies.
- Trail Fade: Controls fade-out intensity of trails.
- Trail Scale: Scale factor of each trail copy.
- Hue Rotation: Rotates the hue of the colors.
- Trail Count: Number of copies in the trail.
- Enable Anti-Aliasing: Smooths jagged edges.
- Animation Type: Motion pattern of the animation.
- Color Mode: Determines how the trails are colored.
- Start Color: First color in gradient mode.
- End Color: Last color in gradient mode.

Using DCTLs in Edit Page



COLOR

nxcolor.com

Using DCTLs in Fusion Page

1

2

Drag & Drop on flow

3

4

5

The screenshot displays the DaVinci Resolve Studio 19 interface in the Fusion page. The top toolbar includes tabs for Media Pool, Effects, Clips, and Nodes. The Effects panel on the left is open, showing various tool categories: Tools (Mosaic Blur, Radial Blur, Zoom Blur), Resolve FX Color (Color Compressor, Contrast Pop, DCTL, Dehaze, Despill, False Color, Invert Color), Resolve FX Generate (Color Generator, Color Palette, Grid), and Resolve FX Key (3D Keyer, Alpha Matte Shrink and ..., HSL Keyer, Luma Keyer). The DCTL effect is highlighted with a red border and a yellow arrow labeled '2'. A yellow arrow labeled '1' points to the Effects tab in the top toolbar. A yellow arrow labeled '3' points to the DCTL1 node in the Nodes panel at the bottom. The Nodes panel shows a workflow: MediaIn1 -> DCTL1 -> MediaOut1. A yellow arrow labeled '4' points to the Inspector panel on the right, which shows the DCTL1 effect selected. A yellow arrow labeled '5' points to the DCTL dropdown menu in the Inspector, which is currently set to 'NONE'. The main preview window shows a 1447x1447xfloat32 image of a three-leaf clover logo. The timeline at the bottom shows a duration of 0.0 to 1033.0.

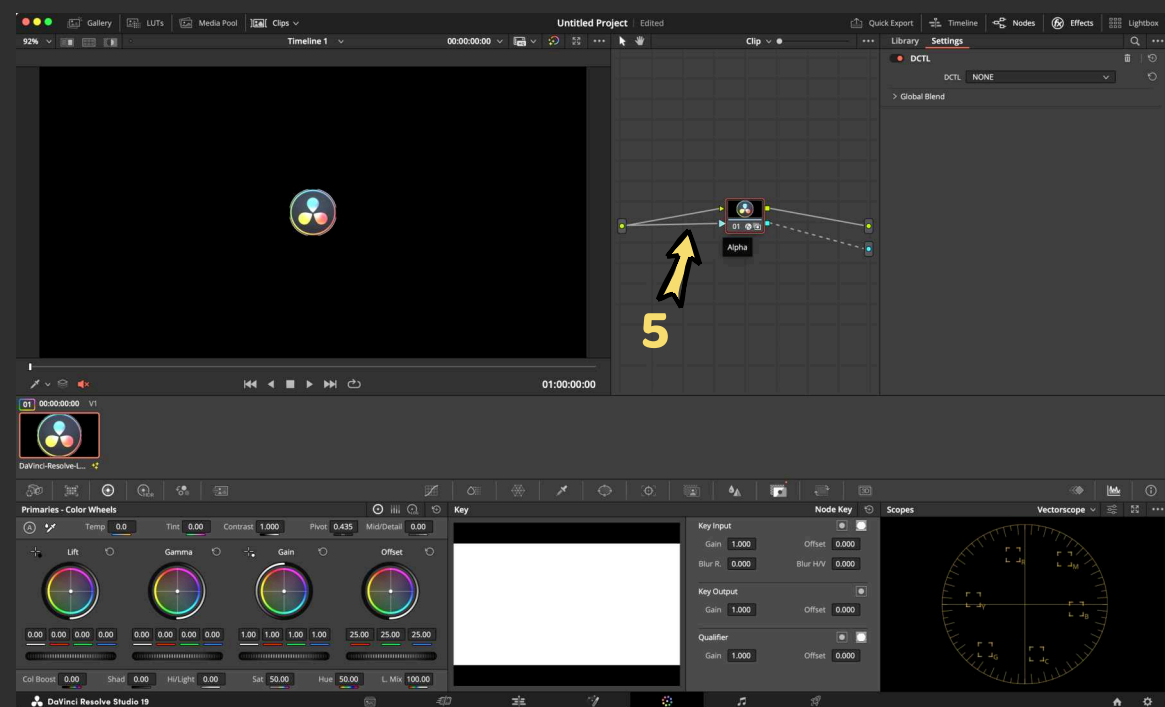
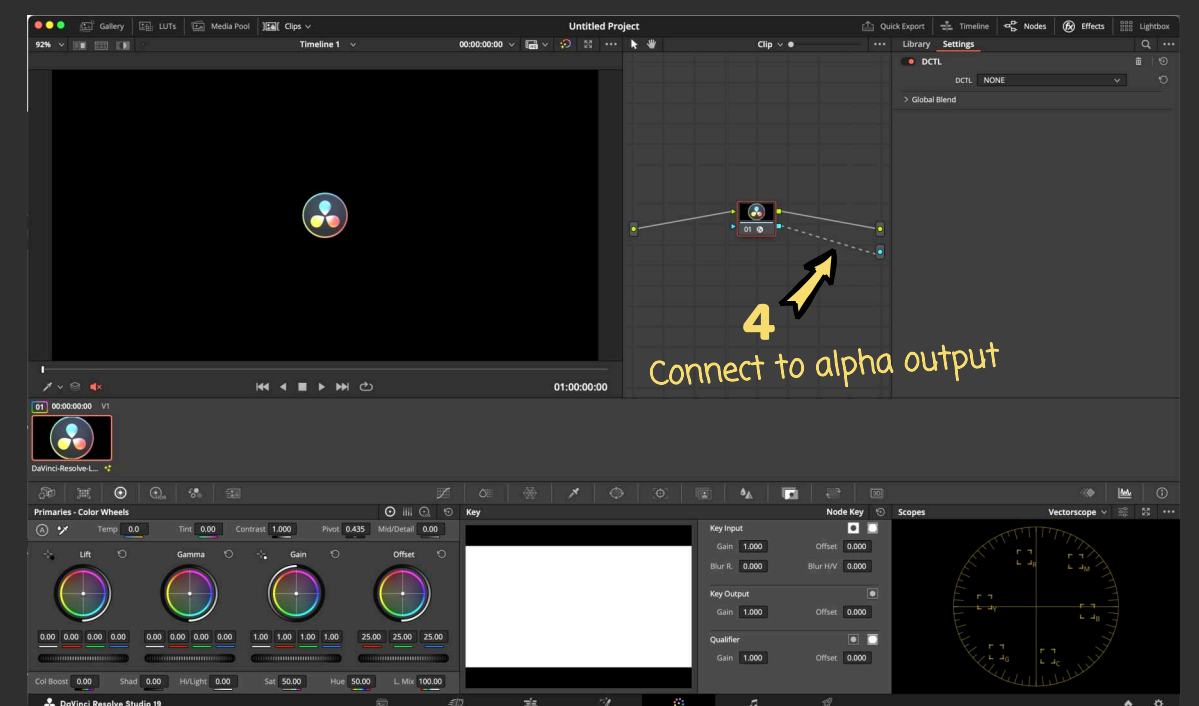


COLOR

nxcolor.com

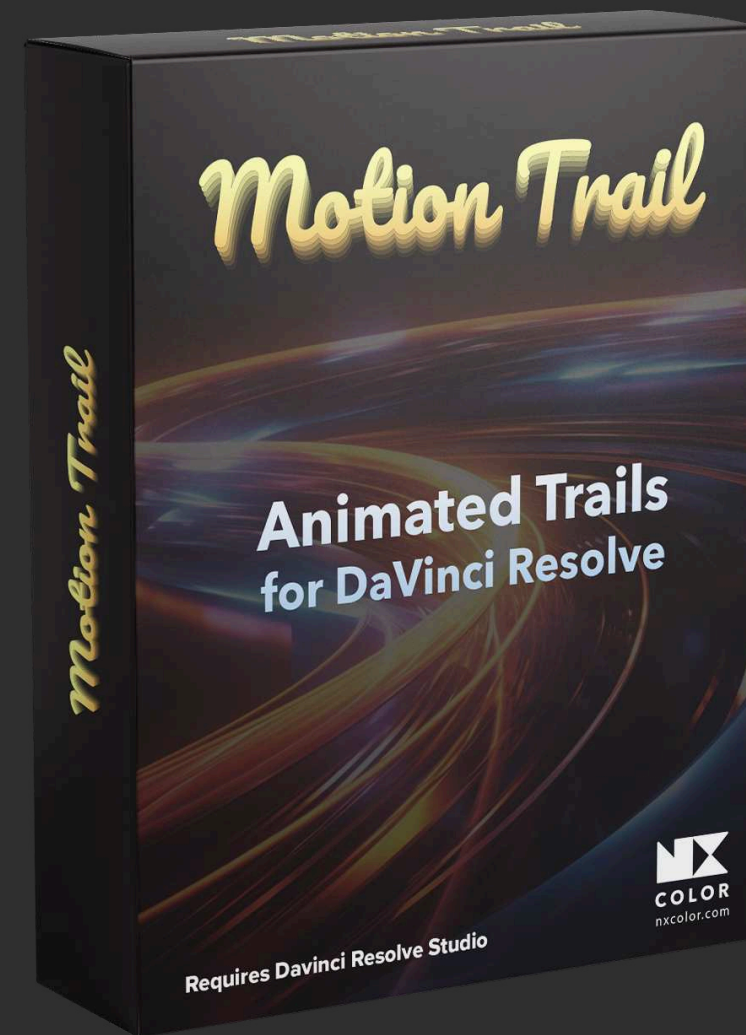
Using DCTLs in Color Page

Alpha Supported *



COLOR

nxcolor.com



For any support / queries please mail to
hello@nxcolor.com

nxcolor.com

The DCTL Tools are provided with a perpetual license to use for your own personal or commercial projects.
This license allows installation on multiple devices, as long as the software is used solely by the licensed individual.
These DCTL tools may not be resold, redistributed, or incorporated into any other product or project for distribution or sale, either for free or for profit.
Sharing, sublicensing, or copying the toolkit for use by third parties is prohibited.